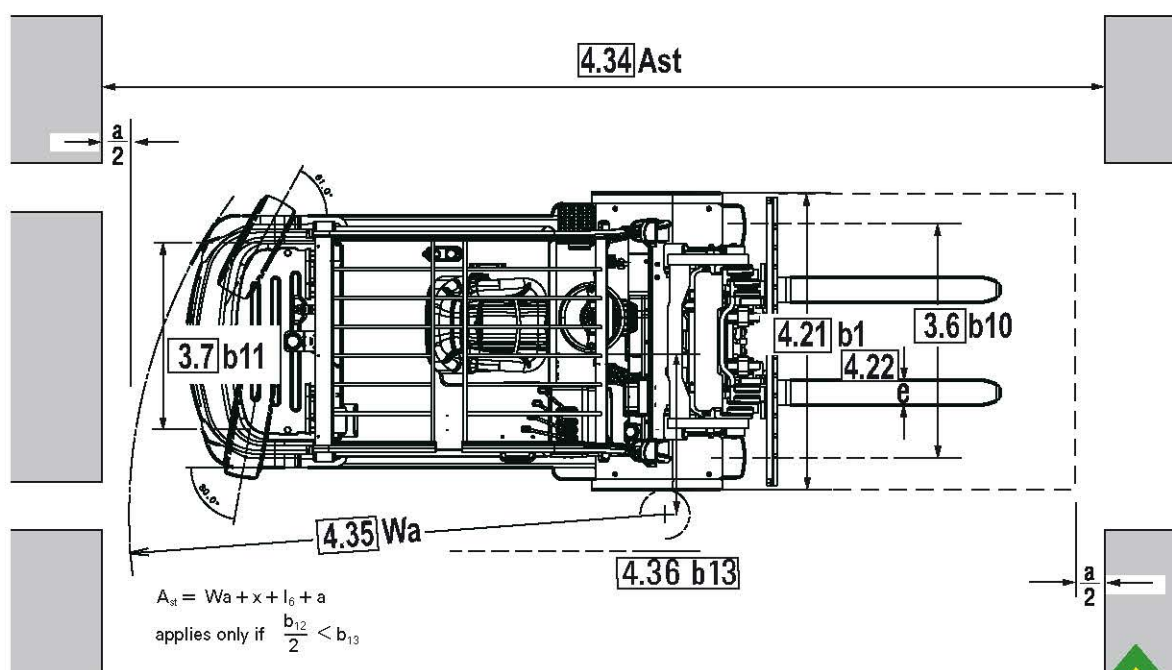
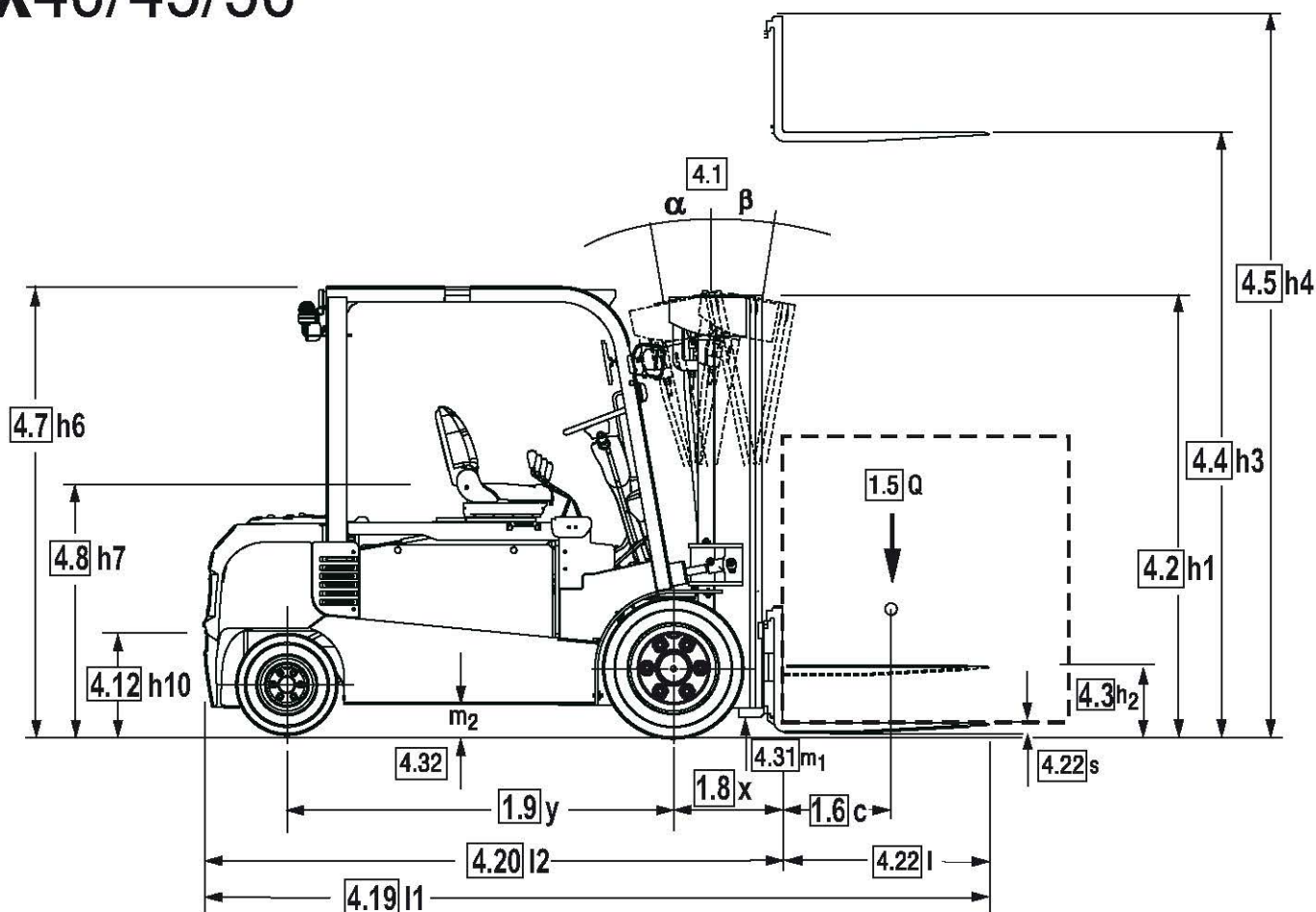


# DIMENSIONS

## GEX40/45/50



$$A_{st} = Wa + x + l_0 + a$$

applies only if  $\frac{b_{12}}{2} < b_{13}$

$$A_{st} = Wa + \sqrt{(l_0 + x)^2 + \left(\frac{b_{12}}{2} - b_{13}\right)^2} + a$$

applies only if  $\frac{b_{12}}{2} \geq b_{13}$

$a = 200$

For corresponding data see Specification Chart.



# SPECIFICATIONS

## Product Specifications acc. to VDI 2198

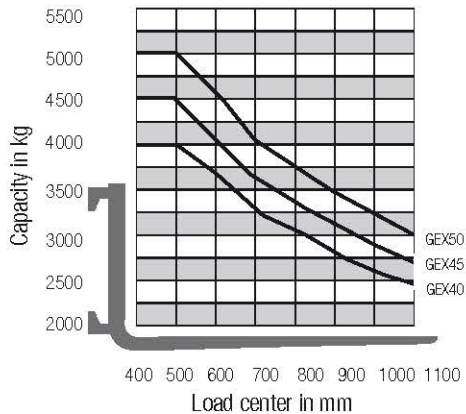
1.1 Manufacturer (Abbreviation)		CLARK	CLARK	CLARK
Specifications	1.2 Manufacturer's designation	<b>GEX40</b>	<b>GEX45</b>	<b>GEX50</b>
	1.3 Drive unit	Electro-80V	Electro-80V	Electro-80V
	1.4 Operator type	Driver seated	Driver seated	Driver seated
	1.5 Load Capacity / rated load Q (kg)	4000	4500	4990
	1.6 Load Center distance c (mm)	500	500	500
	1.8 Load Center distance, centre of drive axle to fork face*1 x(mm)	535	535	535
	1.9 Wheelbase y (mm)	2000	2000	2000
Weight	2.1 Service weight *2 kg	7019 (6852)	7499 (7332)	7909 (7742)
	2.2 Axle loading, laden front / rear *2 kg	9795 (9723) 1225 (1129)	10745 (10673) 1255 (1159)	11450 (11379) 1449 (1353)
	2.3 Axle loading, unladen front / rear *2 kg	3725 (3653) 3295 (3199)	3916 (3845) 3583 (3488)	3878 (3807) 4031 (3936)
Tyres, Chassis	3.1 Tyre type, SE = superelastic	SE	SE	SE
	3.2 Tyre size, front	250 - 15	28 x 12.5 - 15	28 x 12.5 - 15
	3.3 Tyre size, rear	21 - 8 - 9	21 - 8 - 9	21 - 8 - 9
	3.5 Wheels, number front / rear (x=drive wheels)	2 X / 2	2 X / 2	2 X / 2
	3.6 Tread, front b10 (mm)	1150	1180	1180
	3.7 Tread, rear b11 (mm)	1000	1000	1000
	Dimensions	4.1 Tilt of upright / fork carriage deg	8 / 8	8 / 8
4.2 Height, upright lowered h1 (mm)		2225	2225	2225
4.3 Freelift h2 (mm)		130	130	130
4.4 Lift height *3 h3 (mm)		3000	3000	3000
4.5 Height upright extended (with load backrest) h4 (mm)		4232	4232	4232
4.7 Height overheadguard (cabin) h6 (mm)		2310 (2360)	2310 (2360)	2310 (2360)
4.8 Seat height / stand height h7 (mm)		1280	1280	1280
4.12 Coupling height (mm)		500	500	500
4.19 Overall length l1 (mm)		4001	4001	4036
4.20 Length to face of forks l2 (mm)		2931	2931	2966
4.21 Width b1 (mm)		1396	1490	1490
4.22 Fork dimensions s*e*1 (mm)		50 x 122 x 1070	50 x 150 x 1070	50 x 150 x 1070
4.23 Fork carriage ISO 2328, A, B		CLASS IIIA	CLASS IIIA	CLASS IIIA
4.24 Fork carriage width b3 (mm)		1324	1438	1438
4.31 Ground clearance minimum, unladen m1 (mm)		135	135	135
4.32 Ground clearance center of wheelbase m2 (mm)		152	152	152
4.34 Aisle Width for pallets 1000 x 1200 crossways (mm)		4410	4410	4435
4.34 Aisle width for pallets 800 x 1200 lengthways (mm)	4610	4610	4635	
4.35 Turning radius Wa (mm)	2675	2675	2700	
4.36 Internal Turning radius b13 (mm)	738	785	785	
Performance	5.1 Travel speed laden / unladen km/h	20 / 21	19 / 20	19 / 20
	5.2 Lift speed laden / unladen m/s	0.35 / 0.47	0.33 / 0.47	0.31 / 0.47
	5.3 Lowering speed laden / unladen m/s	0.53 / 0.5	0.53 / 0.5	0.53 / 0.5
	5.6 Max. drawbar pull laden / unladen * 2 *4 N	3341 (3348) / 2616 (2566)	3302 (3309) / 2739 (2698)	3266 (3276) / 2700 (2660)
	5.8 Max. gradeability laden / unladen *2 *4 %	25 (25) / 34 (31)	20 (21) / 31 (28)	20 (21) / 31 (28)
	5.10 Service brake	Wet disc brake	Wet disc brake	Wet disc brake
Drive line	6.1 Drive motor rating (S2 60min) kW	11.3 x 2	11.3 x 2	11.3 x 2
	6.2 Lift motor rating (S3 15 %) kW	26	26	26
	6.3 Battery acc. to DIN43531 / 35 / 36 A, B, C, no	DIN 43531A	DIN 43531A	DIN 43531A
	6.4 Battery voltage, nominal capacity V/Ah	80V, 840 (775)	80V, 840 (775)	80V, 840 (775)
	6.5 Battery weight (Min) kg	2069 (1770)	2069 (1770)	2069 (1770)
	6.6 Energy consumption acc. to VDI cycle kWh/h	-	-	-
Misc.	8.1 Type of control	AC / Inverter	AC / Inverter	AC / Inverter
	8.2 Operating pressure for attachments	adjustable	adjustable	adjustable
	8.3 Oil volume for attachments (adjustable) l/min	max. 35	max. 35	max. 35
	8.4 Sound level, driver's ear according to DIN 12053 dB (A)	74	74	74

\*1 Load center distance is for Standard and Hi-Lo uprights with FEM forks. For triple stage uprights add + 34 mm. For Clark integral side-shifter add + 74 mm. For Clark hook on side-shifter add + 78 mm. \*2 Figures in brackets showing the values for the GEX40-50 version with battery 775Ah (optional placeholders in the battery compartment required). \*3 Further lift heights see upright table. \*4 At friction coefficient  $\mu=0.6$  with 1.6 km/h

All values shown are for standard lift truck with standard equipment. If the truck is supplied with options, values may change. All values given may vary + 5 % and - 10 % due to the motor and system tolerances and represent nominal values obtained under typical operating conditions. Specifications for Non-emission limited truck.

# GENERAL DATA

## Truck Capacities Capacity at different load centres



### Note:

The listed capacities are valid only for the standard upright in vertical position with standard fork carriage and standard forks, up to max. lifting height of 3000 mm. The centre of gravity of the load may be displaced by max. 100 mm against the longitudinal centre plane of the truck. Load centre is determined from top and front face of the forks. The values are based on a 1000 mm cube load configuration with the centre of gravity at the true centre of the cube. With upright tilted forward lower capacity values are valid. Attachments, longer forks, exceptional load dimensions and higher lifting heights can reduce the capacity.

Please talk to your CLARK dealer if you require further information.

## Upright table GEX 40/45/50

Mast type	Maximum Fork Height (h3)	Mast Lowered (h1)	Mast Extended (h4)		Free Lift (h2)	
			with load backrest	without load backrest	with load backrest	without load backrest
	mm	mm	mm	mm	mm	mm
Standard	2500	1975	3732	3249	130	130
	2700	2075	3932	3449		
	3000	2225	4232	3749		
	3300	2375	4532	4049		
	3500	2475	4732	4249		
	3700	2575	4932	4449		
	4000	2725	5232	4749		
	4500	2975	5732	5249		
	5000	3225	6232	5749		
Triple	3700	2002	4952	4469	782	1265
	4000	2102	5252	4769	882	1365
	4300	2202	5552	5069	982	1465
	4500	2269	5752	5269	1049	1532
	4800	2369	6052	5569	1149	1632
	5000	2436	6252	5769	1216	1699
	5500	2603	6752	6269	1383	1866
	6000	2770	7252	6769	1550	2033
	6500	2937	7752	7269	1717	2200
	7000	3104	8252	7769	1884	2367
Hi-Lo	2700	2099	4572	4089	879	1362
	3000	2249	4247	3764	1029	1512
	3300	2399	4444	3961	1179	1662