

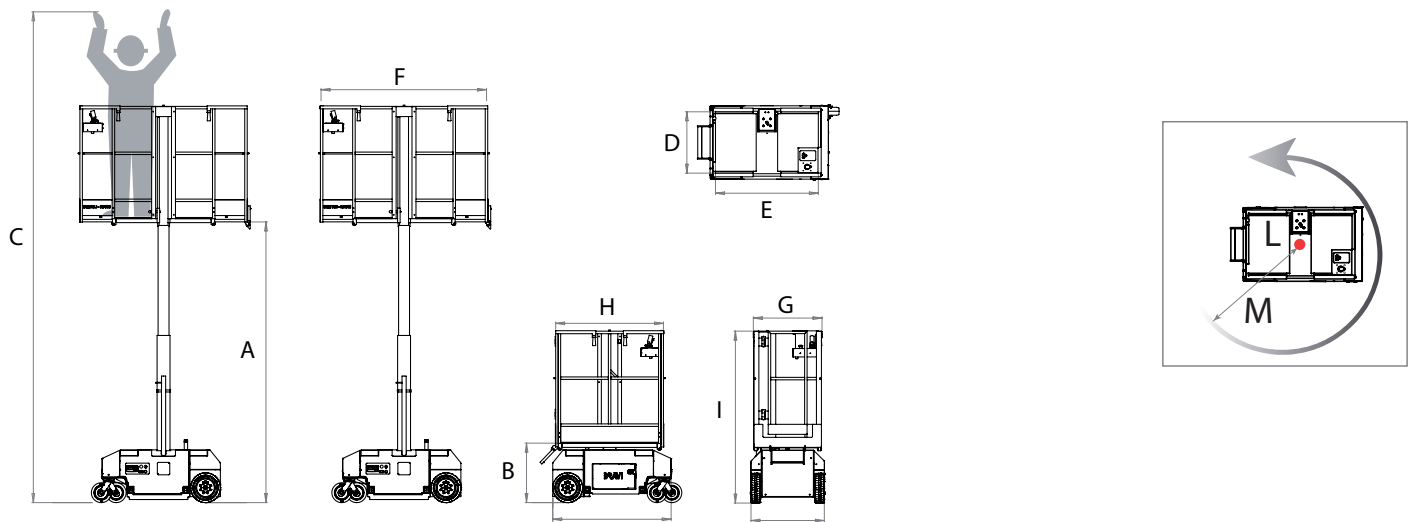
BRAVi





PLATFORMS



MADE IN ITALY





MEASUREMENTS	Metric		US
Platform Height	2900	A	9 ft 6 in
Entry Step	400	B	1 ft 3 in
Working Height	4900	C	16 ft
Platform Width	680	D	2 ft 2 in
Platform Length	1115	E	3 ft 9 in
Platform Length W/decks ext	1700	F	5 ft 6 in
Width	739	G	2 ft 4 in
Length Stowed	1192	H	3 ft 10 in
Height Stowed	1727	I	5 ft 7 in
Platform Capacity w/ decks ext	180 kg		397 lbs
Ground Clearance	35		1.4 in
Rated Number of Occupants 			1
Rated Number of Occupants 			2
PERFORMANCE			
Drive Speed Stowed	3 km/h		1.9 mph
Drive Speed Elevated	0,6 km/h		0.35 mph
Inside Turning Radius	Zero		Zero
Outside Turning Radius	1050		3 ft 5 in
Gradeability	35%		35%
Raise/Lower Speed	16 / 21 sec		16 / 21 sec
Controls	One Hand proportional controller		
Tires	Solid Rubber, Non Marking		
Front Wheel: diameter / width	200 / 70		8 / 2.8 in
Rear Wheel: diameter / width	300 / 90		12 / 3.6 in
POWER			
Power Source	110/220 V ca 24 V 12 Ah automatic		110/220 V ca 24 V 12 Ah automatic
Batteries	2 - 12V 85Ah		2 - 12V 85 Ah
Hydraulic System Capacity	20 lt		5.3 gal
Unit Weight 	508 kg		1120 lbs
Unit Weight 	550 kg		1212 lbs
STANDARD COMPLIANT	Ansi A92.6, CE Compliant, AS1418.10 (int)		

