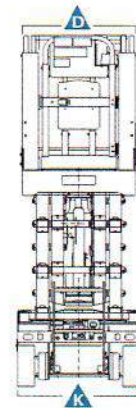
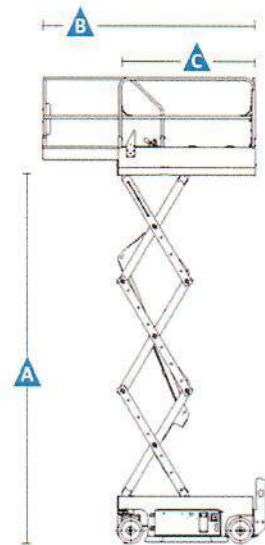
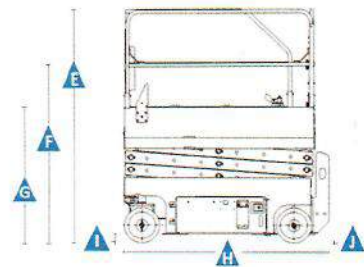


LINE/ Specifications

	GN-1930	GN-1932
Working height*	7,8 m	7,8 m
A Platform height	5,8 m	5,8 m
Platform dimension (length x width)	1,64 m x 0,76 m	1,64 m x 0,76 m
C D - Platform retracted	1,67 m x 0,76 m	1,67 m x 0,76 m
B D - Platform extended	2,54 m x 0,76 m	2,54 m x 0,76 m
E Height - stowed	2,1 m	2,12 m
F Height - retracted rails	1,86 m	1,86 m
G Height – transport position (minimum height)	1,29 m	1,29 m
H Length – stowed	1,78 m	1,78 m
K Width	0,76 m	0,81 m
I J Ground clearance (center/with pothole guards deployed)	7 cm / 2 cm	7 cm / 2 cm
Productivity		
Max platform occupancy (indoor / outdoor)	2/0 INDOOR-ONLY	2/1
Lift capacity	230 kg	230 kg
Drive speed - stowed	4,0 km/h	3,2 km/h
Drive speed - raised	0,8 km/h	0,8 km/h
Gradeability**	25%	25%
Turning radius - inside	0 cm	0,27 m
Turning radius - outside	1,49 m	1,63 m
Raised / lower speed	15-20 / 25-30 sec	15-20 / 25-30 sec
Controls	proportional	proportional
Tyres – solid non-marking	305x115mm	305x115mm
Power		
Power source	24V DC (4 standard acid batteries) 6V 225 Ah	24V DC (4 standard acid batteries) 6V 225 Ah
Hydraulic system capacity	14 L	14 L
Sound and Vibration levels		
Sound pressure level - ground	<70 dBA	<70 dBA
Sound Pressure level - platform	<70 dBA	<70 dBA
Vibration	<2,5 m/s ²	<2,5 m/s ²
Weight***		
	1,328 kg	1,458 kg
CE – Standard Compliance		
EC Directives: 2006/42/EC – machinery EN280:2013; Directives 2004/108/EC (EMC); Directives 2006/95/EC (LVD)		



* the metric equivalent of working height adds 2m to platform height.

** gradeability applies on driving on slopes. See operator's manual for details regarding slope ratings.

*** weight will vary depending on options and/or country standards

LINE// Features

Standard Features

GN-1930 INDOOR-ONLY

- 7,8 m – working height
- 230 kg – lift capacity
- steel frame platform - (1,64 m x 76 cm)

GN-1932

- 7,8 m – working height
- 230 kg – lift capacity
- steel frame platform (1,64 m x 76 m)

Equipment

- Electrostatic powder coating system
- Unical platform stability, construction is much more solid, platform extension smoothly operated
- Solid floor made of anti-slippery, riffled metal sheets
- Durable steel protection railings with openable gate
- Riffled-surface steps
- 1 working light mounted at the end of platform extantion deck (LED spotlight)
- Handles for crane lifting
- Hydraulic Drive motors protection
- Hydraulic hoses protection
- Machine prepared for either side or back forklift loading
- Side protection pads on the chassis and components swing-out trays
- Stable and solid swing-out electric and hydraulic components trays – key lockers
- Onboard electronic system DELTA 5, USA, possible calibration without PC
- Platform control joystick with battery charge indicator
- Fully proportional joystick for left or right handed users
- Emergency stop at both platform and ground controls
- Battery charging access point on the side of the machine
- 230 V electric line to platform with circuit breaker protection
- Manual platform lowering valve
- Back wheel hydraulic dynamic braking
- Manual hydraulic brake release
- Electronic horn
- Tilt level sensor with audible alarm
- Hour meter
- Certified load sensor
- Flashing LED beacons

Power

- 24 V DC – 4 6V standard acid batteries - 225 Ah
- Universal 20 AMP smart charger

Drive

- Hydraulic, dual front wheel drive

Tyres

- Solid, non-marking

Additional Options

- Airline to platform
- Biodegradable hydraulic oil
- Maintenance free lithium battery, Gell battery or AGM battery option
- Individual painting colors selection on demand
- Parktronic System (parking sensors set).
- GPS with acces device
- EX explosion proof by ATEX

